


## **In Tank Modification Guide Ford Powerstroke 7.3L**



**Use the Straps and jack to secure the tank, if you do not have additional help.**



**Another method is to remove the bed (held by six Torx® bolts)**



**When dropping the tank you must release the fuel lines (Use quick release A/C line kit)**



**This is an opportune time for you to power wash your tank, and get all the build-up off it.**





**View of Fuel lines through the fender well.**




**Fuel vent line disconnected.**



**Bottom of tank, needs some cleaning!**




**Fuel Bowl assembly on a clean surface.**



**More views of the assembly.**



**Clamp the bottom pickup assembly to avoid air pickup when fuel is flow.**



**Added new fuel line to eliminate return line feeding into mixing bowl.**



**Return line shows removed from mixing bowl and extended away.**

**PS: Most of the air ingested into the fuel lines comes from the return line feeding into the mixing bowl.**

**Installation Guides and Documentations:** <http://www.dfuser.com/docs/>

**Questions:** Send email to [Support@dfuser.com](mailto:Support@dfuser.com)

**dfuser.com  
108 Evergreen Road  
Georgetown, TX 78628-9500**

